

BPM Series Portable Microscope

1. BPM-220 USB digital microscope.....	2
2. BPM-350 USB digital microscope.....	4
3. BPM-350L LCD USB digital microscope	6
4. BPM-350P Portable Digital Microscope	8
5. BPM-1080W WIFI Digital Microscope	10
6. BPM-1080H HDMI Digital Microscope	12
7. BPM-300 Portable Measuring Microscope	14
8. BPM-620 Portable Metallurgical Microscope.....	16

1. BPM-220 USB digital microscope



Introduction

BPM-220 USB digital microscope provides powers from 10× to 200× with 2.0MP Image sensor. It is ideally suited for Medical, Industrial Inspection, Engineering, educational and Science Applications to examine coins, stamps, rocks, relics, insects, plants, skin, gems, circuit boards, various materials and many other objects. A rugged, metal stand is included for holding the microscope steady at various positions for viewing and/or imaging. With the included software, you can observe the magnified images, capture video, take snapshots and do measurement with Windows Win7, Win 8, Win 10 32bit&64 bit, Mac OS X 10.5 or above Operation system.

Feature

1. Easy to use portable digital microscope with USB output interface.
2. 10× to 200× Magnification.
3. Real 2.0 Mega Pixels CMOS sensor.
4. Manual Focus from 10mm to 500mm.
5. LED illumination with 8pcs LED lamps, brightness adjustable.
6. Photo management software, Auto White Balance and Exposure.
7. Powered by USB 2.0 cable, 5V DC.
8. Metal stand to hold the microscope steady.
9. Multi-language support: English, Germany, Spanish, French, Russian.
10. Operating System: Windows Win7, Win 8, Win 10 32bit&64 bit, Mac OS X 10.5 or above.


Application

BPM-220 USB digital microscope can be used for: Hobbyists, Educators, Medical Labs, Industrial Inspection, Engineering Applications, Teachers, Students, Science Applications, Doctor's Offices, Police Agencies, Government Testing, and general use by consumers. It is ideally suited for examining solid objects such as coins, stamps, rocks, relics, insects, plants, skin, gems, circuit boards, various materials, and many other objects.

Specification

Image Sensor	2.0 Mega Pixels CMOS sensor
Image Capture Resolution	1920×1080, 1280×720, 640×480
Video Capture Resolution	1920×1080, 1280×720, 640×480
Focus Range	Manual Focus From 10mm to 500mm
Frame Rate	Max. 30f/s under 600 Lus Brightness
Magnification Ratio	10× to 200×
Video Format	AVI format
Still Image Format	JPEG or BMP
Light Source	8 LED (adjustable by control wheel)
PC Interface	USB 2.0
Power Supply	5V DC from USB port
Operation System	Windows Win7, Win 8, Win 10 32bit&64 bit, Mac OS X 10.6 or above
OSD Language	English, Deutsch, Spanish, Russian, Italian, French, Portuguese, Dutch, Polish, Japanese, Korean, Chinese
Bundled Software	MicroCapture Plus (with measurement for Win/Mac)
Size	110mm(L) × 33mm(R)
Weight	160g
Package Content	Digital microscope with USB cable, Metal Stand, User Manual, CD with Software
Packing Info	Gift box, 20pcs/carton, 8.2kgs/carton, carton size: 45.5×34.5×30.0cm

Sample Image



2. BPM-350 USB digital microscope



Introduction

BPM-350 USB digital microscope provides powers from 20× and 300× with 5.0MP Image sensor. It is ideally suited for Medical, Industrial Inspection, Engineering, educational and Science Applications to examine coins, stamps, rocks, relics, insects, plants, skin, gems, circuit boards, various materials and many other objects. With the included software, you can observe the magnified images, capture video, take snapshots and do measurement with Windows Win7, Win 8, Win 10 32bit&64 bit, Mac OS X 10.5 or above Operation system.

Feature

1. Easy to use portable digital microscope with USB output interface.
2. 20× and 300× Magnification.
3. 5.0 Mega Pixels CMOS sensor.
4. Manual Focus from 10mm to 500mm.
5. LED illumination with 8pcs LED lamps, brightness adjustable.
6. Photo management software, Auto White Balance and Exposure.
7. Powered by USB 2.0 cable, 5V DC.
8. Metal stand to hold the microscope steady.
9. Multi-language support: English, Germany, Spanish, French, Russian.
10. Operating System: Windows Win7, Win 8, Win 10 32bit&64 bit, Mac OS X 10.5 or above.

Application

BPM-350 USB digital microscope can be used for: Hobbyists, Educators, Medical Labs, Industrial Inspection, Engineering Applications, Teachers, Students, Science Applications, Doctor's Offices, Police Agencies, Government

Testing, and general use by consumers. It is ideally suited for examining solid objects such as coins, stamps, rocks, relics, insects, plants, skin, gems, circuit boards, various materials, and many other objects.


Specification

Image Sensor	5.0 Mega Pixels CMOS sensor (true resolution)
Image Capture Resolution	5M, 3M, 1.3M, VGA, QVGA
Video Capture Resolution	5M, 3M, 1.3M, VGA, QVGA
Focus Range	Manual Focus From 10mm to 500mm
Frame Rate	Max. 30f/s under 600 Lus Brightness
Magnification Ratio	20× to 300×
Video Format	AVI format
Still Image Format	JPEG or BMP
Light Source	8 LED (adjustable by control wheel)
PC Interface	USB 2.0
Power Supply	5V DC from USB port
Operation System	Windows Win7, Win 8, Win 10 32bit&64 bit, Mac OS X 10.6 or above
OSD Language	English, German, Spanish, French, Russian
Bundled Software	MicroCapture with measurement & calibration function
Size	110mm(L) x33mm(R)
Weight	90g
Package Content	Digital microscope with USB cable, Professional stand, User Manual, CD with Software
Packing Info	Gift box, 12pcs/carton, 11.8kgs/carton, carton size: 45×36×43cm

Sample Image



Sweater



Currency

3. BPM-350L LCD USB digital microscope



Introduction

BPM-350L LCD USB digital microscope provides powers from 20× and 300× with 5.0MP Image sensor, the LCD screen is 3.5inch. It can take images and videos and save in the micro SD card. It also can be connected to PC and take image, take video and do measurement with software. It is ideally suited for Medical, Industrial Inspection, Engineering, educational and Science Applications to examine coins, stamps, rocks, relics, insects, plants, skin, gems, circuit boards, various materials and many other objects.

Feature

1. Can work independently, portable and easy to operate.
2. 20×-300× Magnification, 4× digital magnification.
3. 3.5 inches LCD screen, resolution 320×240.
4. Images and videos can be saved in micro SD card, up to 32G.
5. 5.0 Mega Pixels CMOS sensor.
6. Manual Focus from 10mm to 50mm.
7. LED illumination with 8pcs LED lamps, brightness adjustable.

Application

BPM-350L LCD USB digital microscope can be used for: Hobbyists, Educators, Medical Labs, Industrial Inspection, Engineering Applications, Teachers, Students, Science Applications, Doctor's Offices, Police Agencies, Government Testing, and general use by consumers. It is ideally suited for examining solid objects such as coins, stamps, rocks, relics, insects, plants, skin, gems, circuit boards, various materials, and many other objects.

Specification

Image Sensor	5.0 Mega Pixels CMOS sensor (interpolated to 12.0MP)
LCD Screen	3.5 inches LCD screen, resolution 320×240
Image Capture Resolution	12M, 9M, 5M, 3M, 1.3M, VGA
Video Capture Resolution	12M, 9M, 5M, 3M, 1.3M, VGA
Focus Range	Manual Focus From 10mm to 50mm
Frame Rate	Max. 30f/s under 600 Lus Brightness
Magnification Ratio	20x to 300x(Digital Magnification can be 1200x)
TV output	Available to any monitor with TV input interface
Card Slot	Support MicroSD Card(not included) slot up to 32GB
Light Source	8 LED (adjustable by control wheel)
Battery	Rechargeable lithium battery (recharged by power adapter or USB)
Measurement	By software when connected to PC
OSD Language	English, German, Spanish, French, Russian
Bundled Software	MicroCapture with measurement & calibration function
Microscope Size	149mm(L)*104mm(W)*227(H)
Weight	1100g
Package Content	Microscope, Power Adapter, USB cable, TV cable, CD with Software, User manual
Packing Info	Gift box, 6pcs/carton, 9.0kgs/carton, carton size 43.5x41.5x35cm

Sample Image



Sweater



Currency

4. BPM-350P Portable Digital Microscope



Introduction

BPM-350P portable digital microscope provides powers from 20× and 300× with 5.0MP Image sensor, the LCD screen is 3inch. It can take images and videos and save in the micro SD card. It also can be connected to PC and take image, take video and do measurement with software. It is ideally suited for Medical, Industrial Inspection, Engineering, educational and Science Applications to examine coins, stamps, rocks, relics, insects, plants, skin, gems, circuit boards, various materials and many other objects.

Feature

1. Can work independently, portable and easy to operate.
2. 20× and 300× Magnification.
3. 3 inches LCD screen, resolution 320×240.
4. Images and videos can be saved in micro SD card, up to 32G.
5. 5.0 Mega Pixels CMOS sensor.
6. Manual Focus from 10mm to 50mm.
7. LED illumination with 8pcs LED lamps, brightness adjustable.
8. Compatible with Windows XP/Vista/Win7/8/10, 32bit&64 bit and Mac operation system.

Application

BPM-350P portable digital microscope can be used for: Hobbyists, Educators, Medical Labs, Industrial Inspection, Engineering Applications, Teachers, Students, Science Applications, Doctor's Offices, Police Agencies, Government Testing, and general use by consumers. It is ideally suited for examining solid objects such as coins, stamps, rocks, relics, insects, plants, skin, gems, circuit boards, various materials, and many other objects.



Specification

Image Sensor	5.0 Mega Pixels CMOS sensor (interpolated to 12.0MP)
LCD Screen	3 inches LCD screen, resolution 320×240
Capture Resolution	12M, 9M, 5M, 3M, 1.3M, VGA
Focus Range	Manual Focus From 10mm to 50mm
Frame Rate	Max 30f/s under 600 Lus Brightness
Magnification Ratio	20× to 300×(Digital Magnification can be 1200×)
TV output	Available to any monitor with TV in
Card Slot	Support MicroSD Card(not included) slot up to 32GB
Light Source	8 LED (adjustable by control wheel)
Battery	Rechargeable lithium battery (recharged by power adapter or USB)
Measurement	By software when connected to PC
OSD Language	English, German, Spanish, French, Russian
Bundled Software	PortableCapture Pro with measurement & calibration function
Microscope Size	130mm*112mm*28
Weight	400g
Package Content	Microscope, Power Adapter, USB cable, TV cable, CD with Software, User's manual
Packing Info	Gift box, 6pcs/carton, 9.0kgs/carton, 43.5x41.5x35cm

5. BPM-1080W WIFI Digital Microscope



Introduction

BPM-1080W WIFI portable microscope is a great product for education, industrial inspection and fun. The microscope provides powers from 10x to 230x. It can work with smart phone, tablet PC and PC via Wifi, it also can work with PC via USB cable. It is ideally suited for examining coins, stamps, rocks, relics, insects, plants, skin, gems, circuit boards, various materials, electronics, LCD panel and many other objects. With the software, you can observe the magnified images, capture video, take snapshots and do measurement with iOS (5.1 or later), Android and Windows Operation System.

Features

1. It can work on Windows/Mac/iOS (iPhone, iPad)/Android (smart phone, Tablet PC) Operation System.
2. It has measurement function (by software) when working on Windows/Mac.
3. Professional Stand, very suitable for observation.
4. With built-in battery, can work on fields.

Application

BPM-1080W WIFI digital microscope can be used for: Hobbyists, Educators, Medical Labs, Industrial Inspection, Engineering Applications, Teachers, Students, Science Applications, Doctor's Offices, Police Agencies, Government Testing, and general use by consumers. It is ideally suited for examining solid objects such as coins, stamps, rocks, relics, insects, plants, skin, gems, circuit boards, various materials, and many other objects.

Specification

Sensor	3.0MP CMOS sensor (true resolution)
Image Capture Resolution	3M, 5M, 8M, 12M
Video Capture Resolution	1920x1080 (1080P), 1280x720 (720P), VGA
Focus Range	Manual focus from 0mm to 50mm
Magnifications	10x-230x

Video Format	H.264
Photo Format	JPEG
Light Source	6 LED (adjustable by control wheel)
Power Supply	Rechargeable Li-ion battery Working time: 3hrs, Charging time: 2hrs Charging power: DC 5V/1A (mini USB)
iOS/Android interface	Wi-Fi
Transmission Range	20M (open sight)
Transmission Rate	150Mbps
PC interface	USB2.0
App	iOS: MicroCapture Search and download from App Store Android: MicroCapture or search and Download from https://play.google.com/store
PC OSD language	English, Deutsch, Spanish, Russian, Italian, French, Portuguese, Dutch, Polish, Japanese, Korean, Chinese
PC Operation System	Windows XP/Vista/Win7/8/10, 32bit&64 bit
Bundle software for PC	Portable Capture HD (with measurement by USB connection)
Operation Temperature	0-55 degree
Microscope Size	Microscope: 154mm (L) x 44mm (R) Professional Stand: 165mm(L) x118mm(W)x12mm (H)
Package Content	Microscope, Power Adapter, USB cable, CD with Software, User manual
Packing Info	Gift box, 6pcs/carton, 9.0kgs/carton, carton size 43.5x41.5x35cm

6. BPM-1080H HDMI Digital Microscope



Introduction

BPM-1080H HDMI digital microscope is a great product for education, industrial inspection and fun. The microscope provides powers from 10x to 200x. It can work with LCD monitors which has HDMI port. It does not need a PC and can save cost for customers. The big LCD monitor can show the better details. It is ideally suited for examining coins, stamps, rocks, relics, insects, plants, skin, gems, circuit boards, various materials, electronics, LCD panel and many other objects. With the software, you can observe the magnified images, capture video, take snapshots and do measurement with Windows Operation System.

Features

1. It can work with all the LCD monitors with HDMI port.
2. It has measurement function (by software) when working on Windows.
3. Professional Stand, very suitable for observation.

Applications

BPM-1080H HDMI digital microscope can be used for: Hobbyists, Educators, Medical Labs, Industrial Inspection, Engineering Applications, Teachers, Students, Science Applications, Doctor's Offices, Police Agencies, Government Testing, and general use by consumers. It is ideally suited for examining solid objects such as coins, stamps, rocks, relics, insects, plants, skin, gems, circuit boards, various materials, and many other objects.

Specification

Sensor	3.0MP CMOS sensor
Focal Distance	10mm to 500mm
Magnification	10x-200x
Video Output	1080P Full HD, 720P, VGA
Photo Resolution	5M, 3M, 1.3M, VGA

Photo Format	JPEG
Frame Rate	Max 30f/s under 600 Lus Brightness
Video-output Interface	HDMI
Storage	MicroSD card (not included), up to 32G
Power supply	DC 5V/1A (mini USB)
Light source	8 LEDs (brightness adjustable)
Accessories	Professional Stand, Power Adapter, USB cable, Software CD, HDMI Cable
Dimension	185(L) x33(D)mm
Weight	130g
Packing	Gift box, 16pcs/carton, 12kgs/carton, 45x44x35cm/carton

7. BPM-300 Portable Measuring Microscope

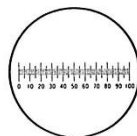
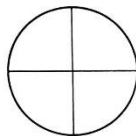


Introduction

BPM-300 series portable measuring microscopes feature smart size, light weight, nice design and easy operation. They are mainly used for measuring or viewing purposes in production or laboratory. They are particularly suitable for spot examination of machinery industry, paper making, printing and textile, etc. They are also suitable to be used by students for education.

Feature

1. Eyepiece 10× with reticle and diopter adjustment.
2. Various of reticle for eyepiece to meet different requirements.



10X Eyepiece with reticle and diopter adjustment

Application

BPM-300 series portable measuring microscopes are mainly used for measuring or viewing purposes in production and laboratory area. They are particularly suitable for examination of machinery industry, paper making, printing and textile, etc. They are also suitable to be used by students for education.

Specification

Item	BPM-300A(L)	BPM-300B(L)	BPM-300C(L)	BPM-300D(L)
Total Magnification	100×	50×	40×	20×
Mechanical Tube Length	160mm			
Eyepiece	10×			
Objective	10×	5×	4×	2×
Numerical Aperture	0.25	0.12	0.1	0.05
Diameter of Viewing field in Eyepiece	φ18mm			
Eyepiece Reticle	0.1mm			
Fine Division	0.01mm	0.02mm	0.025mm	0.05mm
Working Distance	6.93mm	17.6mm	18mm	17.2mm
Focus Range	30mm			
Diameter of Bearing Plane	φ63mm			
Height of Microscope	210mm			
Mass of Microscope	650g			
Illumination	Pen light, No.7 battery			

	BPM-300A	BPM-300B	BPM-300C	BPM-300D	BPM-300 AL	BPM-300 BL	BPM-300 CL	BPM-300 DL
Eyepiece 10×/18 Cross with Reticle	●	●	●	●	●	●	●	●
Objective 10×	●				●			
Objective 5×		●				●		
Objective 4×			●				●	
Objective 2×				●				●
Pen Light Illumination (with holder, No Battery)					●	●	●	●

Note: ●Standard Outfit, ○Optional

8. BPM-620 Portable Metallurgical Microscope



BPM-620



BPM-620M(with Magnetic base)

Introduction

BPM-620 Portable Metallurgical Microscope is mainly used in field to identify the structures of all kinds of metal and alloy when failure in making sample. It adopts a rechargeable vertical LED illuminator, which provides even and adequate illumination. It can work more than 40 hours after one charge.

The magnetic base is optional, it can be adsorbed solidly on the work piece, it is adapted to various diameter pipes and flat, the magnetic base can be adjusted from X, Y directions. Digital cameras can be used with the microscope for image, video capture and analysis.

Application

BPM-620 can be widely used for identification of casting quality, inspection of raw material or metallurgical structures, research and analysis of processed material in factory and laboratory, also can be used in antique gem and surface observation.

Specification

Eyepiece	Plan eyepiece 10×/18mm
Objective	Long work distance plan objective: 10×/0.25, WD7.3mm; 50×/0.70, WD 0.5mm
Total Magnification	100×, 500×
Mechanical tube length	160mm
Focusing range	20mm
Illumination	Adjustable LED light(chargeable)
Dimension	23cm*11cm*7cm
Weight	0.75kg
Optional Parts	WF16×, WF20×, WF10×/18 eyepiece with crossing line

	Long work distance plan 5×, 20× and 40× objectives
	Digital Cameras
	Magnetic base

Complete set of the instrument

Model	BMP-620	BPM-620M
Microscope Body	1 set	1 set
Plan eyepiece 10×/18mm	1 unit	1 unit
LWD Plan Metallurgical Objective 10×	1 unit	1 unit
LWD Plan Metallurgical Objective 50×	1 unit	1 unit
LED Illumination	1 set	1 set
Power source battery charger	1 unit	1 unit
Magnetic base		1 unit